

## Something to do 10: birdwatching



Canada goose

Go into one of the bird hides. Stay very quiet for a few minutes and count how many different birds you see. We saw 6 ducks and 2 black swans. What can you see? (The bird identification table at the back of this worksheet will help you recognise each bird.)




Black swan

### WE SAW:













<i>Ducks</i>	6
<i>Black swans</i>	2

### NOW IT'S YOUR TURN:


While you are in the bird hide, choose one of the birds you have seen. Write down everything you see. For example, is it eating? Is it alone or in a group? What does it look like? Does it land on the water or on land? When you get back to class, write a report for the local newspaper on your chosen bird or prepare a short talk to give to the class.

 (Use a piece of paper to write more)

### Bird identification table

	<p>Little shag Kawaupaka</p>		<p>Mallard</p>
	<p>New Zealand shoveler duck Kuruwhengi</p>		<p>Paradise shelduck Putangitangi</p>
	<p>White-faced heron</p>		<p>Pied stilt Poaka</p>
	<p>Spur-winged plover</p>		<p>Pukeko Pukeko</p>
	<p>Pied oyster catcher Torea</p>		<p>Caspian tern Taranui</p>
	<p>Black-backed gull Karoro</p>		<p>Red-billed gull Tarapunga</p>

Illustrations from Owen/Crossland, Department of Education, Powell, Conservation NZ; previously published in *Pauatahanui Inlet, a living resource*, Guardians of Pauatahanui Inlet 1998.